


Murrells Inlet-Garden City Fire District

PO Box 648, 3641 Hwy. 17 Bus.
Murrells Inlet, SC 29576
PH (843) 651-5143 FAX (843) 651-1101


Gene Connell, Chairman
J. R. Haney, Fire Chief

Board of Directors Meeting Attendance Record February 23, 2026


Kay Benton



Alison Burns



Gene Connell



Ricky Cox



Katie Wilson

Murrells Inlet Garden City Fire District

Board of Directors meeting

February 23, 2026

Board Members: Gene Connell, Kay Benton, Ricky Cox, Katie Wilson, and Alison Burns via telephone.

Also in attendance: Fire Chief Haney, Division Chief of EMS Elliott, Administrative Director Barbara Taylor.

Minutes: Kay Benton made a motion to approve the minutes as written. Ricky Cox seconded the motion and the motion was carried.

Financials: Katie Wilson stated she did not see anything that would give pause or concern. Kay Benton made a motion to approve the financials as presented. Ricky Cox seconded the motion and the motion was carried.

Chiefs Report: Chief Haney opened the meeting and turned the floor over to DC Elliott. DC Elliott reported that the first two LifePack 35 units are now in service, and the remaining two have been ordered. He noted that our CAAS (Commission on Accreditation of Ambulance Services) Accreditation application has been received and is currently under review - a process that may take several months, as the review board does not operate full-time. He also provided an update on the ongoing, detailed logistics required for the implementation of the blood program. In addition, work continues on the EMT class being developed in conjunction with the Fire Academy.

Chief Haney continued by reporting that the new storage building is progressing well and should be completed within the next week or two. Work will soon begin on the burn building located at the back of the property. A 45-foot trailer will be delivered, after which welding operations are scheduled to begin. He noted that the tree company was scheduled to remove dead limbs from the live oaks and clean up various shrubs. Homeowners adjacent to the property have marked the shrubs they wish to keep near the property line. Once that work is finished, a privacy fence will be installed along the two corners to restore their privacy. Following that, the area will be hydroseeded, and the process of selecting an architectural and engineering firm will begin. Chief Haney also highlighted the success of Recruit Class Genesis—our first-ever recruit class—stating that the group is performing exceptionally well. The class is composed of individuals from our community who have no prior fire or EMS experience but exhibit a strong passion for servanthood. Captain Richards, Division Chief Moore, and Division Chief Brown were recognized for their outstanding work in launching and supporting the program. Finally, Chief Haney shared that one of the attorneys working on the employment manual has left the firm. As a result, outreach has been made to the organization's other labor attorney for continued assistance.

Administrative Director Barbara Taylor reported that a job posting for the Accounting Specialist position has been added to Indeed, and we have received sixteen applications to date. She also noted that we currently have four open Paramedic Specialist positions for which interviews are ongoing. Including the new recruits, the fire division is now fully staffed.

Kay Benton asked about the fencing planned for the Rescue Building site, specifically inquiring about the type of fence under consideration. She suggested that a shadow-box style fence might be a good option based on her experience, noting that its design allows airflow during storms, which can help reduce damage. Chief Haney responded that he would look further into the options. He explained that the initial

fence will be temporary—expected to remain in place for no more than two years. After that, it will be replaced with a more commercial-grade barrier, likely precast concrete, or block, to provide additional structural integrity if the facility is to be used as an Emergency Operations Center (EOC).

Chairmans Report: Gene Connell stated that he did not have anything to report.

Old Business: None.

New Business: None.

Public Comment: Mr. Larry Hopkins expressed his gratitude to the Board for their service and stated that the community genuinely appreciates their dedication.

Executive Session: Kay Benton made a motion to enter an executive session. Katie Wilson seconded the motion and the motion was carried. Upon completion of the executive session, Gene Connell stated that no decisions were made.

Adjourn: Kay Benton made a motion to adjourn the meeting. Katie Wilson seconded the motion and the motion was carried.

The next Board meeting is scheduled for Monday, March 23, 2026.

Approved: 
3-23-26

**MIGCFD Fire
Balance Sheet
As of February 28, 2026**

Accrual Basis

	Feb 28, 26
ASSETS	
Current Assets	
Checking/Savings	
G100 · Cash & Cash Equivalents	9,340,982.35
G160 · Restricted Cash & Cash Equiv.	1,159,333.87
Total Checking/Savings	10,500,316.22
Accounts Receivable	
G110 · Receivables - Property Taxes	7,432,784.62
G115 · Receivables - EMS	531,859.89
G120 · Receivables - Intergovernmental	2,946,566.10
Total Accounts Receivable	10,911,210.61
Other Current Assets	
153 · Due from Rescue	665,141.05
180 · Inventory-Medical Supplies	90,041.06
G150 · Prepaid Assets	59,272.53
Total Other Current Assets	814,454.64
Total Current Assets	22,225,981.47
Fixed Assets	
200 · Property & Equip	7,852,026.47
Total Fixed Assets	7,852,026.47
TOTAL ASSETS	30,078,007.94
LIABILITIES & EQUITY	
Liabilities	
Current Liabilities	
Accounts Payable	
405 · Accounts Payable	271,707.24
Total Accounts Payable	271,707.24
Other Current Liabilities	
410 · SC Def Comp Retirement	70.01
2110 · Direct Deposit Liabilities	2,168.19
400 · Payroll taxes payable	-6,401.43
401 · Salaries Payable	193,054.64
402 · PORS/SCRS Retirement	341,557.35
407 · Unearned Tax Rev- Georgetown	124,304.81
408 · Unearned Tax Rev - Horry	593,729.66
409 · Unavailable Amb A/R	332,901.56
Total Other Current Liabilities	1,581,384.79
Total Current Liabilities	1,853,092.03
Long Term Liabilities	
550 · Long Term Debt	574,212.87
Total Long Term Liabilities	574,212.87
Total Liabilities	2,427,304.90
Equity	
600 · Net Assets	12,049,190.22
636 · Fund Balances - Restricted	555,463.92
637 · Non-Spendable Items	85,367.68
646 · GW Debt Contra Account - Equity	-574,214.37
699 · Retained Earnings	12,172,081.11
970 · Capital Outlay Contra Account	1,520,198.10
Net Income	1,842,616.38
Total Equity	27,650,703.04
TOTAL LIABILITIES & EQUITY	30,078,007.94

MIGCFD Fire
YTD Profit & Loss Budget vs. Actual
 January through February 2026

Accrual Basis

	Jan - Feb 26	Budget	\$ Over Budget
Ordinary Income/Expense			
Income			
705 · Tax Revenues Georgetown	1,363,753.80	797,921.70	565,832.10
710 · Tax Revenues Horry	1,873,747.94	1,260,310.00	613,437.94
711 · Plan Review Fees	0.00	666.70	-666.70
712 · Inspection Fees	13,303.04	5,833.30	7,469.74
715 · Impact Fees Georgetown	-1,549.43	58,391.70	-59,941.13
716 · Impact Fees Horry	45,727.45	83,333.30	-37,605.85
726 · Horry County Medical Contract	0.00	8,333.30	-8,333.30
735 · Horry County Medical Billing	758,637.36	300,000.00	458,637.36
736 · GEAR Program	0.00	7,500.00	-7,500.00
737 · Insurance Recovery	2,275.26	2,500.00	-224.74
G430 · Miscellaneous Income			
740 · Interest Income	9,636.69	15,833.30	-6,196.61
742 · Miscellaneous Inc.	656.98	1,666.70	-1,009.72
962 · Firemen's Donation Fund Income	820.00	3,333.30	-2,513.30
Total G430 · Miscellaneous Income	11,113.67	20,833.30	-9,719.63
Total Income	4,067,009.09	2,545,623.30	1,521,385.79
Gross Profit	4,067,009.09	2,545,623.30	1,521,385.79
Expense			
G500 · Fire Department Expenses			
854 · Equipment Rental	0.00	416.70	-416.70
872 · Legal & Consulting	0.00	4,166.70	-4,166.70
802 · Accounting	0.00	6,396.70	-6,396.70
803 · Advertising	237.60	583.30	-345.70
820 · Payroll Processing Fees	0.00	541.70	-541.70
830 · Billing Fees - Medical	11,525.51	12,915.00	-1,389.49
831 · Supplies & Eqpt - Medical	20,872.40	30,325.00	-9,452.60
832 · Contract Services - Physicals	0.00	9,250.00	-9,250.00
833 · Contract Services			
833-1 · Contract Services - Facilities	10,105.24	20,739.00	-10,633.76
833-2 · Contract Services - Medical	32,624.64	31,297.50	1,327.14
833-3 · Contract Services - Technol...	93,822.89	30,897.50	62,925.39
833 · Contract Services - Other	0.00	5,529.00	-5,529.00
Total 833 · Contract Services	136,552.77	88,463.00	48,089.77
839 · Conference Expenses	0.00	833.30	-833.30
845 · Dues and Subscriptions	2,985.32	1,526.50	1,458.82
847 · Electricity	6,117.60	6,525.20	-407.60
853 · Fingerprinting Service	2,341.13	2,935.80	-594.67
856 · Fire Prev & Education	323.97	833.30	-509.33
857 · Fuel - Fire	8,507.14	15,454.50	-6,947.36
829 · Fuel - Medical	6,411.58	7,575.00	-1,163.42
858 · Natural Gas	2,148.67	1,166.70	981.97
861 · Insurance - Health	161,771.95	177,912.80	-16,140.85
866 · Insurance - General Business	0.00	46,712.50	-46,712.50
867 · Insurance - Workers Comp	0.00	94,738.00	-94,738.00
875 · Licenses & Permits	0.00	1,428.00	-1,428.00
876 · Miscellaneous Expense	544.04	1,084.00	-539.96
878 · Office Supplies & Eqpt	2,156.32	2,525.00	-368.68
879 · Office Equip - Repairs & Maint	867.14	4,208.30	-3,341.16
887 · Postage & Shipping	502.77	425.00	77.77
890 · Public Relations	0.00	583.30	-583.30
891 · HazMat Supplies & Equipment	1,814.49	3,000.00	-1,185.51
892 · Hose/Nozzles/Hydrants Supp/E...	0.00	1,545.00	-1,545.00
893 · Extrication Supplies & Eqpt	0.00	1,545.00	-1,545.00
894 · Rep & Maint - Training Facility	45,125.22	60,000.00	-14,874.78
895 · Radios/Pagers Supplies & Eqpt	476.69	5,050.00	-4,573.31
896 · Water Rescue Supplies & Eqpt	11,323.98	5,000.00	6,323.98
897 · Bunker Gear Supplies & Eqpt	10,208.79	25,833.30	-15,624.51
898 · Rep & Maint - Building	123,011.55	45,833.30	77,178.25
899 · Rep & Maint - Equipment	7,091.35	5,151.50	1,939.85

MIGCFD Fire
YTD Profit & Loss Budget vs. Actual
 January through February 2026

Accrual Basis

	Jan - Feb 26	Budget	\$ Over Budget
900 · Rep & Maint - Radios & Pagers	311.09	2,525.00	-2,213.91
901 · Rep & Maint - Vehicles	37,519.05	45,833.30	-8,314.25
907 · Supplies/Eqpt 1st Resp Rescue	1,040.00	5,891.70	-4,851.70
908 · Supplies & Eqpt - Firefighting	6,256.49	1,717.20	4,539.29
909 · Supplies - Station	7,256.74	7,500.00	-243.26
928 · Communications	22,522.39	12,625.00	9,897.39
929 · Telephone	2,205.03	2,187.50	17.53
935 · Uniforms	11,214.26	16,666.70	-5,452.44
938 · Water & Sewer	1,676.19	2,058.30	-382.11
963 · Firemen's Donation Fund Expen...	817.42	3,333.30	-2,515.88
Total G500 · Fire Department Expenses	653,736.64	772,821.40	-119,084.76
G501 · Personnel Expenses			
838 · Continuing Education	2,658.44	8,333.30	-5,674.86
905 · Retirement PORS & SCRS	233,864.31	257,928.12	-24,063.81
911 · Salary Admin	170,311.56	167,755.88	2,555.68
914 · Salary Firefighters	933,929.33	1,037,142.12	-103,212.79
920 · SocSec & Medicare P/R Taxes	81,269.46	92,933.54	-11,664.08
930 · Training Materials	1,251.10	2,083.30	-832.20
931 · Travel - General	515.16	5,000.00	-4,484.84
936 · Recruitment	0.00	1,030.00	-1,030.00
Total G501 · Personnel Expenses	1,423,799.36	1,572,206.26	-148,406.90
Total Expense	2,077,536.00	2,345,027.66	-267,491.66
Net Ordinary Income	1,989,473.09	200,595.64	1,788,877.45
Other Income/Expense			
Other Expense			
1001 · Capital Outlay			
934 · Capital - Office	5,733.76	10,000.00	-4,266.24
940 · Capital Outlay -Buildings	14,866.50	201,000.00	-186,133.50
941 · Capital - Station Construction	23,465.00	250,000.00	-226,535.00
943 · Capital Outlay-Firefighting			
943- 1 · Hose	0.00	10,000.00	-10,000.00
943 · Capital Outlay-Firefighting - Other	0.00	30,000.00	-30,000.00
Total 943 · Capital Outlay-Firefighting	0.00	40,000.00	-40,000.00
948 · Capital Outlay-TrainingFacility	88,000.00		
949 · Medical Eqpt	14,791.45	121,978.00	-107,186.55
955 · Capital Outlay - Vehicles			
955-1 · Admin Vehicle	0.00	110,000.00	-110,000.00
955- 8 · Medic Unit Remount	0.00	75,000.00	-75,000.00
Total 955 · Capital Outlay - Vehicles	0.00	185,000.00	-185,000.00
958 · Capital Project Funds	0.00	303,290.00	-303,290.00
Total 1001 · Capital Outlay	146,856.71	1,111,268.00	-964,411.29
Total Other Expense	146,856.71	1,111,268.00	-964,411.29
Net Other Income	-146,856.71	-1,111,268.00	964,411.29
Net Income	1,842,616.38	-910,672.36	2,753,288.74

MIGCFD Fire
YTD Profit & Loss Current vs. Previous Year Comparison
January through February 2026

Accrual Basis

	Jan - Feb 26	Jan - Feb 25	\$ Change
Ordinary Income/Expense			
Income			
705 · Tax Revenues Georgetown	1,363,753.80	2,015,576.15	-651,822.35
710 · Tax Revenues Horry	1,873,747.94	3,605,272.70	-1,731,524.76
711 · Plan Review Fees	0.00	500.00	-500.00
712 · Inspection Fees	13,303.04	2,430.00	10,873.04
715 · Impact Fees Georgetown	-1,549.43	50,963.82	-52,513.25
716 · Impact Fees Horry	45,727.45	131,332.66	-85,605.21
735 · Horry County Medical Billing	758,637.36	191,733.40	566,903.96
736 · GEAR Program	0.00	16,313.57	-16,313.57
737 · Insurance Recovery	2,275.26	2,723.76	-448.50
739 · Grants			
739-3 · Horry County A Tax	0.00	34,638.60	-34,638.60
Total 739 · Grants	0.00	34,638.60	-34,638.60
G430 · Miscellaneous Income			
740 · Interest Income	9,636.69	12,404.98	-2,768.29
742 · Miscellaneous Inc.	656.98	5,146.21	-4,489.23
962 · Firemen's Donation Fund Income	820.00	6,159.62	-5,339.62
Total G430 · Miscellaneous Income	11,113.67	23,710.81	-12,597.14
Total Income	4,067,009.09	6,075,195.47	-2,008,186.38
Gross Profit	4,067,009.09	6,075,195.47	-2,008,186.38
Expense			
1000-2 · Horry County ATAX	0.00	32,958.00	-32,958.00
G500 · Fire Department Expenses			
872 · Legal & Consulting	0.00	569.63	-569.63
803 · Advertising	237.60	0.00	237.60
820 · Payroll Processing Fees	0.00	243.60	-243.60
830 · Billing Fees - Medical	11,525.51	8,202.89	3,322.62
831 · Supplies & Eqpt - Medical	20,872.40	32,485.64	-11,613.24
832 · Contract Services - Physicals	0.00	890.00	-890.00
833 · Contract Services			
833-1 · Contract Services - Facilities	10,105.24	6,362.19	3,743.05
833-2 · Contract Services - Medical	32,624.64	5,090.18	27,534.46
833-3 · Contract Services - Technology	93,822.89	39,669.55	54,153.34
Total 833 · Contract Services	136,552.77	51,121.92	85,430.85
845 · Dues and Subscriptions	2,985.32	931.14	2,054.18
847 · Electricity	6,117.60	5,124.41	993.19
853 · Fingerprinting Service	2,341.13	571.89	1,769.24
856 · Fire Prev & Education	323.97	0.00	323.97
857 · Fuel - Fire	8,507.14	9,462.53	-955.39
829 · Fuel - Medical	6,411.58	2,794.34	3,617.24
858 · Natural Gas	2,148.67	3,415.72	-1,267.05
861 · Insurance - Health	161,771.95	138,059.62	23,712.33
875 · Licenses & Permits	0.00	39.00	-39.00
876 · Miscellaneous Expense	544.04	31.03	513.01
878 · Office Supplies & Eqpt	2,156.32	1,393.41	762.91
879 · Office Equip - Repairs & Maint	867.14	0.00	867.14
887 · Postage & Shipping	502.77	339.32	163.45
891 · HazMat Supplies & Equipment	1,814.49	0.00	1,814.49
894 · Rep & Maint - Training Facility	45,125.22	0.00	45,125.22
895 · Radios/Pagers Supplies & Eqpt	476.69	0.00	476.69
896 · Water Rescue Supplies & Eqpt	11,323.98	16.01	11,307.97
897 · Bunker Gear Supplies & Eqpt	10,208.79	3,044.80	7,163.99
898 · Rep & Maint - Building	123,011.55	29,079.71	93,931.84
899 · Rep & Maint - Equipment	7,091.35	7,865.56	-774.21
900 · Rep & Maint - Radios & Pagers	311.09	711.54	-400.45
901 · Rep & Maint - Vehicles	37,519.05	22,395.02	15,124.03
907 · Supplies/Eqpt 1st Resp Rescue	1,040.00	0.00	1,040.00
908 · Supplies & Eqpt - Firefighting	6,256.49	465.73	5,790.76

MIGCFD Fire
YTD Profit & Loss Current vs. Previous Year Comparison
January through February 2026

Accrual Basis

	Jan - Feb 26	Jan - Feb 25	\$ Change
909 · Supplies - Station	7,256.74	5,950.48	1,306.26
928 · Communications	22,522.39	14,922.63	7,599.76
929 · Telephone	2,205.03	2,196.08	8.95
935 · Uniforms	11,214.26	2,521.09	8,693.17
938 · Water & Sewer	1,676.19	2,865.19	-1,189.00
963 · Firemen's Donation Fund Expense	817.42	1,304.13	-486.71
Total G500 · Fire Department Expenses	653,736.64	349,014.06	304,722.58
G501 · Personnel Expenses			
838 · Continuing Education	2,658.44	4,449.00	-1,790.56
905 · Retirement PORS & SCRS	233,864.31	197,620.95	36,243.36
911 · Salary Admin	170,311.56	121,689.50	48,622.06
914 · Salary Firefighters	933,929.33	767,998.85	165,930.48
957 · Salaries - Part Time Medical	0.00	9,765.01	-9,765.01
920 · SocSec & Medicare P/R Taxes	81,269.46	68,662.31	12,607.15
930 · Training Materials	1,251.10	0.00	1,251.10
931 · Travel - General	515.16	451.11	64.05
Total G501 · Personnel Expenses	1,423,799.36	1,170,636.73	253,162.63
Total Expense	2,077,536.00	1,552,608.79	524,927.21
Net Ordinary Income	1,989,473.09	4,522,586.68	-2,533,113.59
Other Income/Expense			
Other Expense			
1001 · Capital Outlay			
934 · Capital - Office	5,733.76	0.00	5,733.76
940 · Capital Outlay -Buildings	14,866.50	0.00	14,866.50
941 · Capital - Station Construction	23,465.00	0.00	23,465.00
943 · Capital Outlay-Firefighting FF Equipment Capital Expense	0.00	9,894.99	-9,894.99
Total 943 · Capital Outlay-Firefighting	0.00	9,894.99	-9,894.99
948 · Capital Outlay-TrainingFacility	88,000.00	0.00	88,000.00
949 · Medical Eqpt	14,791.45	0.00	14,791.45
955 · Capital Outlay - Vehicles			
955-1 · Admin Vehicle	0.00	149,796.86	-149,796.86
Total 955 · Capital Outlay - Vehicles	0.00	149,796.86	-149,796.86
Total 1001 · Capital Outlay	146,856.71	159,691.85	-12,835.14
Total Other Expense	146,856.71	159,691.85	-12,835.14
Net Other Income	-146,856.71	-159,691.85	12,835.14
Net Income	1,842,616.38	4,362,894.83	-2,520,278.45

MIGCFD Fire
Monthly Profit & Loss Current vs. Previous Year Comparison
February 2026

Accrual Basis

	Feb 26	Feb 25	\$ Change
Ordinary Income/Expense			
Income			
705 · Tax Revenues Georgetown	0.00	120,228.14	-120,228.14
710 · Tax Revenues Horry	0.00	119,386.11	-119,386.11
711 · Plan Review Fees	0.00	500.00	-500.00
712 · Inspection Fees	8,391.04	1,509.50	6,881.54
715 · Impact Fees Georgetown	-1,549.43	42,461.89	-44,011.32
716 · Impact Fees Horry	0.00	72,833.20	-72,833.20
735 · Horry County Medical Billing	200,723.52	112,352.55	88,370.97
736 · GEAR Program	0.00	9,712.91	-9,712.91
737 · Insurance Recovery	2,275.26	2,265.12	10.14
G430 · Miscellaneous Income			
740 · Interest Income	39.48	7,513.71	-7,474.23
742 · Miscellaneous Inc.	0.00	5,146.21	-5,146.21
962 · Firemen's Donation Fund Income	820.00	1,101.06	-281.06
Total G430 · Miscellaneous Income	859.48	13,760.98	-12,901.50
Total Income	210,699.87	495,010.40	-284,310.53
Gross Profit	210,699.87	495,010.40	-284,310.53
Expense			
1000-2 · Horry County ATAX	0.00	32,958.00	-32,958.00
G500 · Fire Department Expenses			
872 · Legal & Consulting	0.00	569.63	-569.63
803 · Advertising	237.60	0.00	237.60
820 · Payroll Processing Fees	0.00	28.91	-28.91
830 · Billing Fees - Medical	0.00	4,500.19	-4,500.19
831 · Supplies & Eqpt - Medical	17,078.69	17,847.78	-769.09
832 · Contract Services - Physicals	0.00	890.00	-890.00
833 · Contract Services			
833-1 · Contract Services - Facilities	6,059.98	2,004.59	4,055.39
833-2 · Contract Services - Medical	1,635.64	5,090.18	-3,454.54
833-3 · Contract Services - Technology	5,562.03	5,668.99	-106.96
Total 833 · Contract Services	13,257.65	12,763.76	493.89
845 · Dues and Subscriptions	1,507.09	168.95	1,338.14
847 · Electricity	2,153.52	3,040.97	-887.45
853 · Fingerprinting Service	423.78	271.07	152.71
857 · Fuel - Fire	0.00	5,314.26	-5,314.26
829 · Fuel - Medical	0.00	2,794.34	-2,794.34
858 · Natural Gas	1,941.37	1,232.89	708.48
861 · Insurance - Health	81,813.83	70,046.38	11,767.45
875 · Licenses & Permits	0.00	39.00	-39.00
876 · Miscellaneous Expense	540.92	24.39	516.53
878 · Office Supplies & Eqpt	545.23	830.87	-285.64
879 · Office Equip - Repairs & Maint	369.64	0.00	369.64
887 · Postage & Shipping	272.64	311.95	-39.31
891 · HazMat Supplies & Equipment	1,814.49	0.00	1,814.49
894 · Rep & Maint - Training Facility	45,125.22	0.00	45,125.22
895 · Radios/Pagers Supplies & Eqpt	476.69	0.00	476.69
896 · Water Rescue Supplies & Eqpt	9,900.00	16.01	9,883.99
897 · Bunker Gear Supplies & Eqpt	5,264.00	3,044.80	2,219.20
898 · Rep & Maint - Building	76,750.56	25,119.39	51,631.17
899 · Rep & Maint - Equipment	6,864.06	7,853.96	-989.90
900 · Rep & Maint - Radios & Pagers	104.89	0.00	104.89
901 · Rep & Maint - Vehicles	14,996.49	13,975.62	1,020.87
908 · Supplies & Eqpt - Firefighting	1,219.47	396.65	822.82
909 · Supplies - Station	1,888.28	2,676.59	-788.31
928 · Communications	2,763.60	5,876.08	-3,112.48
929 · Telephone	1,103.99	1,098.04	5.95
935 · Uniforms	9,624.84	2,083.31	7,541.53
938 · Water & Sewer	473.02	852.37	-379.35
963 · Firemen's Donation Fund Expense	273.42	552.00	-278.58

MIGCFD Fire
Monthly Profit & Loss Current vs. Previous Year Comparison
February 2026

Accrual Basis

	Feb 26	Feb 25	\$ Change
Total G500 · Fire Department Expenses	298,784.98	184,220.16	114,564.82
G501 · Personnel Expenses			
838 · Continuing Education	1,957.52	783.00	1,174.52
905 · Retirement PORS & SCRS	116,482.97	96,120.55	20,362.42
911 · Salary Admin	84,544.76	61,128.11	23,416.65
914 · Salary Firefighters	465,405.48	366,273.67	99,131.81
957 · Salaries - Part Time Medical	0.00	4,858.88	-4,858.88
920 · SocSec & Medicare P/R Taxes	40,504.32	33,295.88	7,208.44
921 · State Unemployment Taxes	0.00	0.00	0.00
930 · Training Materials	1,251.10	0.00	1,251.10
931 · Travel - General	515.16	451.11	64.05
Total G501 · Personnel Expenses	710,661.31	562,911.20	147,750.11
Total Expense	1,009,446.29	780,089.36	229,356.93
Net Ordinary Income	-798,746.42	-285,078.96	-513,667.46
Other Income/Expense			
Other Expense			
1001 · Capital Outlay			
941 · Capital - Station Construction	3,150.00	0.00	3,150.00
943 · Capital Outlay-Firefighting FF Equipment Capital Expense	0.00	9,894.99	-9,894.99
Total 943 · Capital Outlay-Firefighting	0.00	9,894.99	-9,894.99
948 · Capital Outlay-Training Facility	88,000.00	0.00	88,000.00
949 · Medical Eqpt	14,791.45	0.00	14,791.45
955 · Capital Outlay - Vehicles			
955-1 · Admin Vehicle	0.00	17,547.86	-17,547.86
Total 955 · Capital Outlay - Vehicles	0.00	17,547.86	-17,547.86
Total 1001 · Capital Outlay	105,941.45	27,442.85	78,498.60
Total Other Expense	105,941.45	27,442.85	78,498.60
Net Other Income	-105,941.45	-27,442.85	-78,498.60
Net Income	-904,687.87	-312,521.81	-592,166.06